



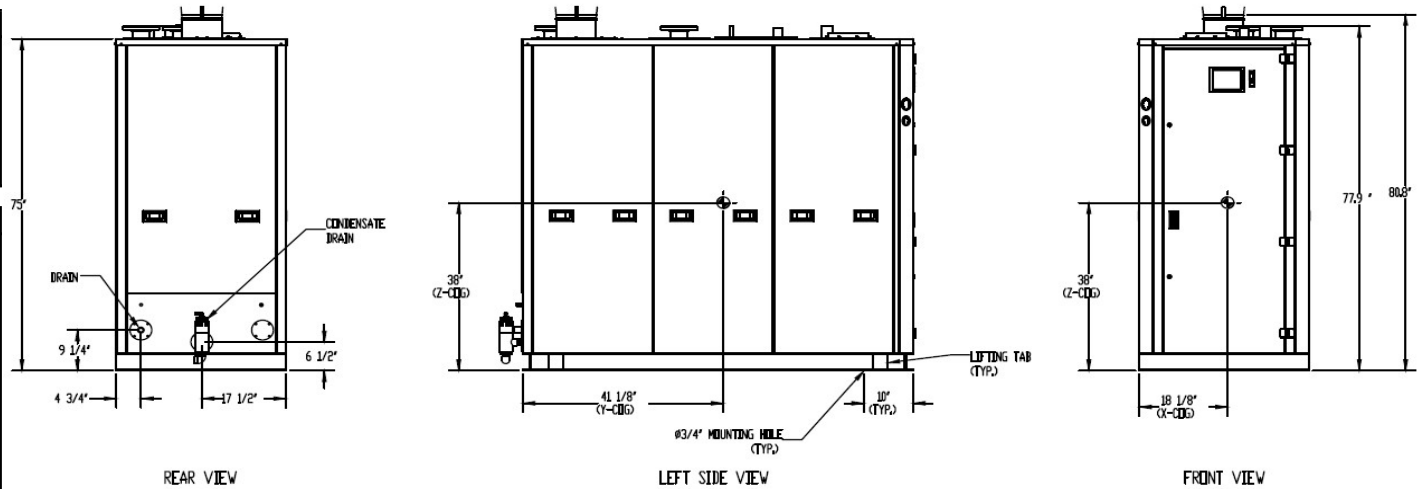
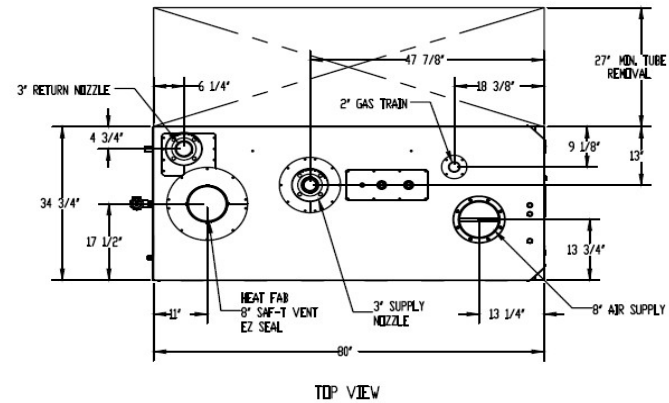
FREE FLEX CONDENSING BOILERS, REVERSE CONSTRUCTION - SUBMITTAL DATA SHEET

RATINGS AND CAPACITIES		
Input - Low Fire	400,000	BTU/HR
Input - High Fire	2,000,000	BTU/HR
Output - High Fire	1,900,000	BTU/HR
Thermal Efficiency	56.8	BHP
AHRI Certified Thermal Efficiency	95.0%	
Low Fire Thermal Efficiency	Up to 99%	
Heating Surface	606	Sq.Ft.
Water Content	27.3	Gallons
Fuel	Natural Gas	
Firing Rate	Full Modulation	
Burner Turndown	5:1	
Low NOx Emissions	Capable, Consult Factory	
Inlet Gas Pressure (NG)	4" wc	Min.
	14" wc	Max.
Shipping Weight, Approximate	2,560	lbs

ASME Section IV (Max 160 PSIG / 210°F)	
ETL Certified to UL 795 and CAN 3.1.1	

DIMENSIONS / CONNECTIONS	
- Height	75"
- Width	34-3/4"
- Length	80"
- Supply / Return Connections	3" Flange
- Vent / Air Intake Connections	8"
- Condensate / Boiler Drain Conn.	1"
- Gas Connection	2"

STANDARD EQUIPMENT	
- ASME Stainless Steel Heat Exchanger	
- Stainless Steel Mesh Pre-Mix Burner	
- Variable Speed Combustion Blower	
- Concert Boiler Control™ (24v) With 7" Color Touch Screen	
> Peer-To-Peer Boiler Communications (Up to 8 Units)	
> Energy Management System (EMS) Interface	
> USB Data Port Transfer	
> Self-Guiding Diagnostics	
> Unmatched Archives	
- High Limit Temperature Control, Manual Reset	
- Blower Motor (See HP below with voltage options)	
- Water Flow Switch	
- Low Water Cutoff, Manual Reset	
- Condensate Trap	
- Blocked Condensate Switch	
- Combustion Air Proving Switch	
- Blocked Vent Air Switch	
- Pressure Relief Valve	
- Pressure & Temperature Gauges	
- Supply & Return Temperature Sensors	
- Flue Gas Temperature Sensor	
- Modulating Gas Valve	
- Direct Spark Ignition / UV Scanner	
- High/Low Gas Pressure Switches, Manual Reset	
- 120/1/60 Line Voltage (15.6 Amps); 1.5 HP Blower	
- 208-240/1/60 Line Voltage (8.3 Amps); 1.5 HP Blower	
- 208-240/3/60 Line Voltage (9.5 Amps); 3 HP Blower	
- 480/3/60 Line Voltage (5.25 Amps); 3.2 HP Blower	
- Category IV Individual Venting	
- Category II Common Venting with Engineered Vent System	
- Polypropylene & Stainless Steel Acceptable *Material	
- Ducted or Room Combustion Air Intake	



- NOTES:
1. Dimensions shown are for reference only
 2. See O&M for required installation clearances
 3. *Flue system material shall be capable of continuous operation at 230°F or higher, have the same corrosion resistance to flue gas condensation as AL29-4C and shall be certified to UL 1738 – venting system for gas-burning appliances cat II, III and IV.

FLOWS AND PRESSURE DROPS					
Delta T	Flow (GPM)	Δ P (Ft. Hd)	Delta T	Flow (GPM)	Δ P (Ft. Hd)
20°F Δ T (Max)	190	16.30	50°F Δ T	76	2.61
25°F Δ T	152	10.43	60°F Δ T	63	1.81
30°F Δ T	127	7.24	70°F Δ T	54	1.33
35°F Δ T	109	5.32	80°F Δ T	48	1.02
40°F Δ T	95	4.08	90°F Δ T	42	0.80
45°F Δ T	84	3.22	100°F Δ T (Min)	38	0.65

FF-2000R

PROPERTY OF


783 N Chili Ave | Peru, IN 46970

Boiler Technology Leadership Since 1916

www.bryanboilers.com