



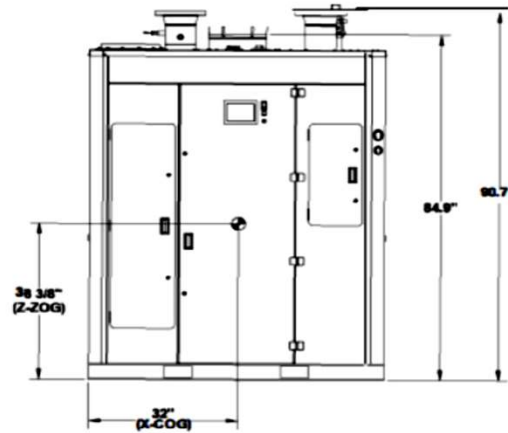
# FREE FLEX CONDENSING BOILERS - SUBMITTAL DATA SHEET

RATINGS AND CAPACITIES		
Input - High Fire .....	3,500,000	BTU/HR
Output - High Fire .....	3,325,000	BTU/HR
Boiler Horsepower .....	99.3	BHP
AHRI Certified Thermal Efficiency .....	95.0%	
Fuel .....	Natural Gas	
Firing Rate .....	Full Modulation	
Burner Turndown .....	Up to 20:1	
Low NOx Emissions .....	Capable, Consult Factory	
Inlet Gas Pressure (NG) .....	7"wc	Min.
	14"wc	Max.
Shipping Weight, Approximate .....	4,500	lbs

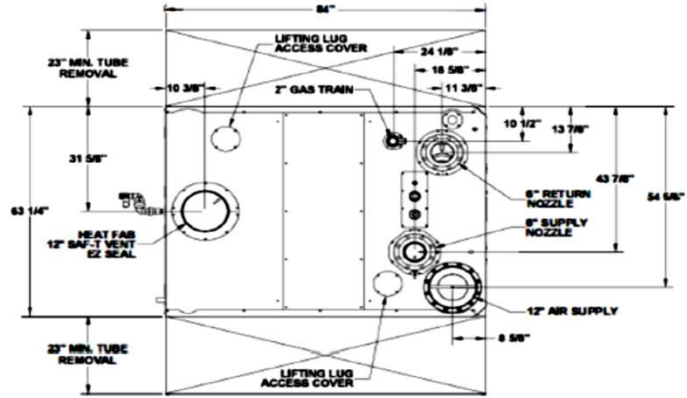
ASME Section IV (Max 160 PSIG / 210°F)	
ETL Certified to UL 795 and CAN 3.1.1	

DIMENSIONS / CONNECTIONS	
- Height .....	81"
- Width .....	63-1/4"
- Length .....	84"
- Supply / Return Connections .....	6" Flange
- Vent / Air Intake Connections .....	12"
- Condensate / Boiler Drain Conn. ....	1"
- Gas Connection .....	2"

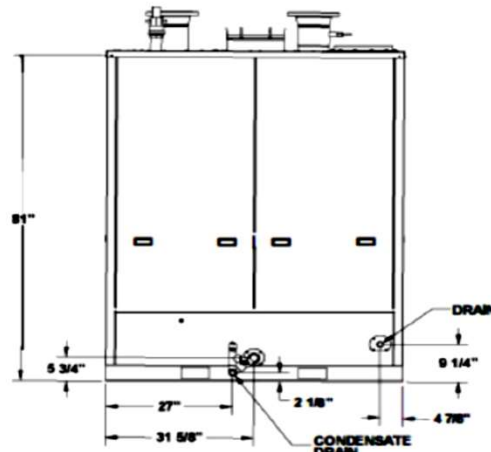
STANDARD EQUIPMENT	
- ASME Stainless Steel Heat Exchanger	
- Stainless Steel Mesh Pre-Mix Burner	
- Variable Speed Combustion Blower	
- Siemens LMV3 Burner Management and Parallel Positioning Fuel-to-Air Ratio System with (9) Programmable Points	
- High Limit Temperature Control, Manual Reset	
- Water Flow Switch	
- Low Water Cutoff, Manual Reset	
- Condensate Trap	
- Blocked Condensate Switch	
- Combustion Air Proving Switch	
- Blocked Vent Air Switch	
- Pressure Relief Valve	
- Pressure & Temperature Gauges	
- Flue Gas Temperature Sensor	
- (2) Motorized Gas Valves with Proof of Closure	
- Supervised Pilot / UV Scanner	
- High/Low Gas Pressure Switches, Manual Reset	
- 208-240/3/60 Line Voltage (10.5 Amps)	
- 480/3/60 Line Voltage (5.25 Amps)	
- Category IV Individual Venting	
- Category II Common Venting with Engineered Vent System	
- Polypropylene & Stainless Steel Acceptable *Material	
- Ducted or Room Combustion Air Intake	



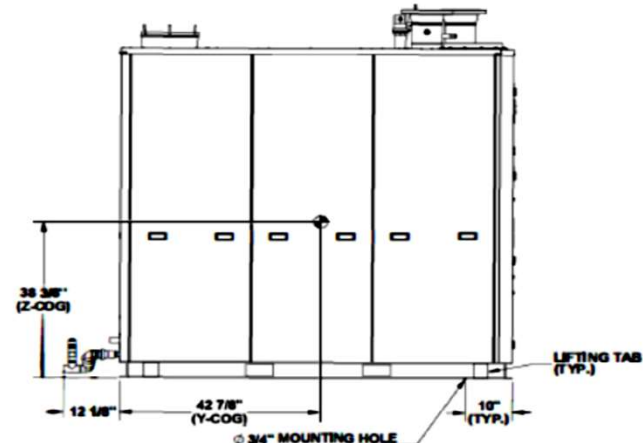
FRONT VIEW



TOP VIEW



REAR VIEW



LEFT SIDE VIEW

\* Flue system material shall be capable of continuous operation at 230°F or higher, have the same corrosion resistance to flue gas condensation as AL29-4C and shall be certified to UL 1738 – venting system for gas-burning appliances cat II, III and IV.

NOTES: 1. Dimensions shown are for reference only and subject to change without written notice.  
2. See O&M for required installation clearances

FLOWS AND PRESSURE DROPS					
Delta T	Flow (GPM)	Δ P (Ft. Hd)	Delta T	Flow (GPM)	Δ P (Ft. Hd)
20°F Δ T (Max)	333	11.33	50°F Δ T	133	1.50
25°F Δ T	266	7.33	60°F Δ T	111	1.17
30°F Δ T	222	4.58	70°F Δ T	95	0.92
35°F Δ T	190	3.33	80°F Δ T	83	0.67
40°F Δ T	166	2.67	90°F Δ T	74	0.50
45°F Δ T	148	2.08	100°F Δ T (Min)	67	0.42

## FF-3500

PROPERTY OF  
**BRYAN**

783 N. Chili Ave, Peru IN 46970

Boiler Technology Leadership Since 1916

[www.bryanboilers.com](http://www.bryanboilers.com)

Updated 8/4/2022